

**When accuracy  
meets precision**



**BradyPrinter i7100**  
INDUSTRIAL LABEL PRINTER

## The Brady Advantage

When it comes to identification, safety and compliance, there's a clear advantage to working with Brady. We put our customers first in everything we do. Our goal is to give you an unrivalled customer experience. We are relentlessly committed to performance and excellence - in our products, services and people. Our products and solutions perform in ways that others simply can't match. Our people perform in ways that regularly exceed your expectations. And our focus and discipline work toward solid, long-term performance for our customers. In short, Brady is the company you trust when performance matters most.

Learn more about the Brady Advantage at:  
[www.bradyeurope.com](http://www.bradyeurope.com)

## Contents

3	Features and advantages
4	BradyPrinter i7100 at a glance
5	Operation panel
6	Applications
8	Media offering
9	Software
10	Printer specifications
11	Printers, kits and accessories
12	Accessories
15	Brady Technical Service


## The complete BradyPrinter i7100 solution




*BradyPrinter i7100  
Industrial label  
printer*



*Printer accessories*



*Compatible labels,  
tags & ribbons*



*Software for label  
creation & data inte-  
gration*



*Printer technical  
specifications*



*Worldwide Brady  
support*



Brady products are sold on the condition that the purchaser will test them in actual use and determine for himself/herself their suitability to his/her intended purpose. Brady warrants to the purchaser that Brady products are free from defects in material and workmanship but limits its obligation under this warranty to the replacement of the product which has been shown to Brady's satisfaction to have been defective at the time of its purchase.

The warranty does not extend to any persons who have acquired the product from the purchaser. It is in lieu of any other warranty, including every warranty of sale-ability, marketability or suitability for the intended purpose, and is also in lieu of any other obligation or liability on the part of Brady.

Under no circumstances will Brady be liable for losses, damage, costs or subsequent damage of whatever nature which may arise in connection with the use of, or inability to use, Brady's products.

The BradyPrinter i7100 Industrial Label Printer offers **durable and highly accurate** label printing for business critical **high volume** identification challenges in Aerospace, Defence, Mass Transit, Electronics, Automotive and Logistics industries. Quickly print a wide range of high quality identification materials for a variety of applications including cable, printed circuit board and asset & component identification.

## Reliable & fast precision printing

The BradyPrinter i7100 offers highly accurate label printing for business critical high volume identification challenges. The printer features:

- a powerful internal processor designed to handle up to 7000 labels per day
- up to 300 mm/sec print speed
- 600 dpi ultra-sharp printing
- centre alignment of prints for high printing accuracy
- interchangeable platen rollers for optimised printhead life time
- a wide range of high quality identification materials

## Easy to use

The BradyPrinter i7100 has an intuitive colour touch screen interface with distinctive icons to easily access the printer's menus. The printer's foldable cover allows for a small system footprint and enables users to quickly change consumables to start a new job or continue printing.

## Flexible connectivity

To meet your unique workflow & data flow needs, the BradyPrinter i7100 connects any way you need it to be. It offers plenty of ports and an optional I/O connection that allows your printer to be triggered from the programmable controller, foot pedal, sensor or other basic device.

## Label materials include:

- Heat-shrinkable sleeves
- High heat printed circuit board labels
- Durable asset and component labels
- Thick cable tags

To further increase the printer's versatility and automation compatibility, add-ons and accessories are available including a variety of label cutting systems, rewinders, connections and technologies such as 'peel & present' to automatically separate a label from its liner.





## 2 YEAR WARRANTY

### 1. Bi-fold cover

The two-part cover made of impact-proof plastics folds when opened. Reduces footprint on your line or in your workspace by 23% compared to solid cover. The panoramic window allows to check the consumption of material.

### 2. Colour Touch screen control panel

Make adjustments quickly & easy via the intuitive, self-explaining icon-based menu.

### 3. Solid metal chassis

Made of cast aluminum. All components are mounted on it.

### 4. Peel-off function (Peel-model only)

The label is removed from its liner via peel-off plate. High accuracy of printing and applying is achieved with the powered rewind assist and pinch rollers.

### 5. Peripheral Accessory Connection port

Plug in cutter and peel sensors easily to this connector with a single screw.

### 6. Ribbon holders

The three-part tightening axles ensure secure ribbon core position and enable quick & easy ribbon exchange.

### 7. Label roll holder

The spring-mounted margin stop ensures constant tension during material feed, thus high accuracy of printing. For heavy rolls with core diameters of 76 or 100 mm an adapter is recommended.

### 8. Internal rewinder (Peel-model only)

Labels or liners with or without cardboard core can be rewound internally. The Three-part tightening axle allows easy removal of the material.

### 9. Centre aligned material path

Centre alignment minimises ribbon wrinkling and is preferred for printing (very small) labels and continuous materials.

### 10. Rocker arm with Integrated Media Guide knob

Spring-loaded arm with ultra low-friction rollers dampens tension at start of print and improves print accuracy. Rotate knob to adjust media guides to width of media.

### 11. Anti-static brush

Dissipates electrostatics after printing. Standard non-peel model printer ships with this brush already installed. Installs with a single screw using hex key tool on-board the printer.

### 12. High Performance print heads

The print heads are automatically detected and calibrated by the CPU and key data is stored right in the print head, incl. running performance, max. operating temp and heating energy.

### 13. Field-changeable Platen rollers

Easily remove and replace platen rollers with on-board hex key tool.

### 14. Side Panel USB port

For installing service key or memory stick

Intuitive and easy operation with self-explanatory symbols for configuration of the printer settings

## Display

### 1. Power on

### 2. Headline

These functions are displayed: receive print data, record data stream, ribbon warning, USB memory stick, SD memory card, USB, LAN, WLAN, Bluetooth, time

### 3. Status reports

Ready, pause, number of printed label per print job, label in dispensing position, waiting for external start signal

## Buttons

### 4. Operation



Jump to menu



Interruption and continuation of the print job



Stop and deletion of all print jobs




Repetition of the last label



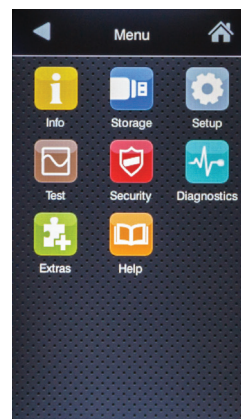
Label feed



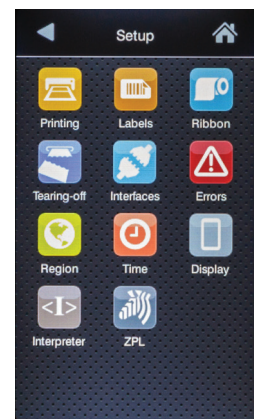
## Interfaces on the back of the device



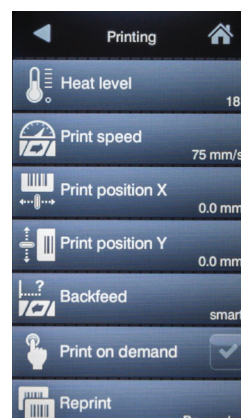
Easily navigate between screens, make print setting changes and better understand printer status thanks to the bright, colourful icons, buttons and sliders on the BradyPrinter i7100.




Menu selection



Setup options



Printing parameters



Storage parameters

**WATCH THE HOW TO VIDEOS ON OUR BRADY YOUTUBE CHANNEL.**



## General & industrial identification

**Asset & component marking** to be used on all kind of surfaces (smooth, rough, textured, low energy...).



*Rating & name plate labels*



*Pre-printed labels*

## Electrical, voice/datacom identification

**Wire & cable marking** for twisted pair data cables (UTP, FTP...), fibre optic cables, conductors, computer wires, electrical installation wires & cables, power & ground cables, energy cables...



*Flags*



*Tags*



*Self-lams*



*Sleeves*




*Wrap-around labels*

**Component marking** for patch panels, control panels, punch blocks, terminal blocks, breaker boxes, face-plates...



*Punch block & patch panel labels*




*Terminal block labels*



*Raised panels*

## Electronics identification

**Circuit board marking** for printed circuit board identification (also static dissipative), PCB SMT – Top/Bottom...



*Electronic component labels*



*High resistant labels*



*Security identification labels*

## Laboratory identification

**Brady's laboratory identification products** are designed to serve the world's biotechnology, agricultural, environmental and forensic researchers. Whether you work in pathology, histology, chromatography or other areas of science, Brady labelling solutions can help you maintain Good Laboratory Practice..



*Conical & large tube labels*




*Well plate labels*



*Cryo labels*



*Tissue cassette labels*




*Slide labels*



*General lab equipment labels*



*Removable labels for glassware*



*Labels that resist moisture, water baths and autoclave temperatures*

## THE RIGHT LABEL MATERIAL FOR THE JOB

With 100+ label materials, 3,000+ stock label parts, 40+ specialty ribbons and made-to-spec custom materials, the BradyPrinter i7100 can print nearly any label material you can imagine, from basic label materials to aerospace grade specialty materials.

- **Proven Quality.** Backed by over 100 years of identification experience, nothing leaves our doors without meeting Brady's quality standards. That means our label materials are reliable and durable because they're designed in our own facilities and put through rigorous R&D tests and trials.
- **Industry Compliant.** We operate under a compliant Environmental Management System that meets ISO 14001:2004 requirements managing environmental risks from the design, manufacture and distribution of our products, and a Quality Management System meeting ISO 9001:2008 requirements for the design, manufacture and distribution of our products, materials and their repairs.



Always use a ribbon that is slightly wider than the media and roller width to prevent media and roller from touching the bare print head surface.

Material	
B-109	Polyethylene
B-342	Heat-shrink Polyolefin Sleeve
B-345	High Temperature Heat-shrink Polyvinylidene Fluoride Sleeve
B-350	Water-indicating Polyester/Paper Laminated
B-362	Tamper-resistant Metallised Vinyl
B-408	Repositionable Paper
B-412	Polypropylene
B-413	Metallic, Non-metal Polyester
B-422	Polyester
B-423	Polyester
B-423/B-966	Polyester with Polyester Overlaminated
B-424	Paper
B-425	Polypropylene
B-427	Self-laminating Vinyl
B-428	Polyester
B-428/B-966	Metallic Polyester with Polyester Overlaminated
B-430	Polyester
B-432	Polyester
B-434	Metallic Polyester
B-434/B-7564	Metallic Polyester with Polyester Overlaminated
B-435	Metallic Polyester
B-436	Polyimide
B-437	Polyvinylfluoride
B-438	Tamper-evident Metallised Polyester
B-449	Polypropylene
B-459	Polyester
B-461	Polyester
B-472	Polyimide
B-473	Polyester
B-480	Metallic, Non-metal Polyester
B-481	StainerBondz™ Polyester
B-482	Polyester
B-483	Polyester
B-483/B-7552	Polyester with Polyester Overlaminated
B-484	Polyester
B-486	Polyester
B-488	Polyester
B-489	Polyester

Material	
B-490	Freezerbondz™ Polyester
B-492	Freezerbondz™ Polyester
B-498	Vinyl Cloth
B-499	Nylon Cloth
B-508	Nomex® Tag
B-533	Polyester
B-717	Polyimide
B-718	Polyimide
B-719	Polyimide
B-724	Polyimide
B-727	Polyimide
B-728	Polyimide
B-729	Polyimide
B-7351	Tamper-resistant Vinyl
B-7423	Polyester
B-7546	Tamper-evident Polyester
B-7563	Metallic Polyester
B-7566	Tamper-evident Polyester
B-7576	Tamper-evident Metallised Polyester
B-7593	Polyester
B-7594	Polypropylene
B-7596	Polyethylene Tag
B-7598	Polyester Tag
B-7599	Polyethylene
B-7604	Direct Thermal Paper
B-7606	Paper
B-7610	Paper
B-7641	Heat-shrink Polyolefin Sleeve
B-7642	Heat-shrink Polyolefin Sleeve
B-7643	Thermoplastic Polyether Polyurethane
B-7644	Polypropylene Tag with Polyester Overlaminated
B-7645	Polypropylene Tag with Polyester Overlaminated
B-7646	Diesel-resistant Heat-shrink Polyolefin Sleeve
B-7696	Vinyl
B-7727	Polyimide
B-776	Polyimide
B-8117	Polyester
B-8423	Polyester
B-8591	Polymer

## THE BRADY R&D DIFFERENCE

Brady has R&D centers and manufacturing capabilities across the globe to develop, validate and produce in-house labels with the complex construction and high-quality print to be your customized, total labeling solution.

## Ribbons

All Brady ribbons are developed to meet the performance requirements of the materials to be printed. The reason for this is that the bond between the ribbon and the label is critical to the success of the legend permanence.

Printer Ribbon Series	Formulation	Colour	Notes / Details
R4300	Wax/Resin	Black	Strong environmental resistance against smearing and chemicals. Also, reliable, sharp-edge print quality to maximise bar code readability.
R4400	Resin	Blue, Green, Red	High density ribbon, excellent solvent resistance, high heat resistance, and super scratch resistance.
R4500	Wax/Resin	Blue, Red, Silver	Strong environmental resistance against smearing and chemicals. Also, reliable, sharp-edge print quality to maximise bar code readability.
R4900	Resin	Black	This ribbon has superb smear resistance at high temperatures and superior solvent resistance.
R6000HF	Resin	Black	High density halogen free ribbon, excellent solvent resistance, high heat resistance, and super scratch resistance.
R6100	Wax/Resin	Black	Outstanding durability for a general purpose ribbon. Reduced printhead energy requirements.
R6400	Resin	Black	Ultra high chemical resistance at high temperatures. Superior solvent resistance.
R6600	Resin	Black	Diesel resistant ribbon for thermal printing on Brady PermaSleeve™ and Heatex™ Sleeves. This ribbon has excellent chemical and abrasion resistance.
R6700	Wax/Resin	White	The White 6700 Series Thermal Transfer Ribbon offers high performance against scratching, smudging, and harsh chemicals. The ribbon can be used for printing on Brady's Black PermaSleeve™ materials.
R6800	Resin	White	Strong environmental resistance against smearing and chemicals. Also, reliable, sharp-edge print quality to maximise bar code readability.
R7940	Wax	Black	General purpose, standard performance wax ribbon for paper and temporary labelling.
R7950	Wax/Resin	Black, Blue, Green, Red	Strong environmental resistance against smearing and chemicals. Also, reliable, sharp-edge print quality to maximise bar code readability.
R7960	Resin	Black	R7960, when printed on the appropriate Brady label, gives good solvent resistance, lower for alcohol, high print quality and excellent smear resistance.

## Brady Workstation

**BRADY WORKSTATION OFFERS PROFESSIONAL, INTUITIVE APPS TO DESIGN QUALITY PRODUCT AND CABLE LABELS AND SAFETY SIGNS. LABEL DESIGN BECOMES EASIER, FASTER AND QUICKLY ADAPTABLE TO NEW LABEL NORMS THANKS TO CENTRALISED UPDATES.**



### Select the apps you need

Simply select the apps you need, download the 30-day trial and purchase when satisfied. Available product, cable, safety and facility identification apps enable you to:

- design and edit custom labels and signs
- design label templates and lock elements for consistency
- create text-only cable labels
- automate label creation
- easily import data
- easily set up complex label sequences
- easily design CLP-chemical labels
- print lockout procedures, tags and energy source labels
- design safety and facility signs

### Available in multiple languages

Brady Workstation apps are available in more than 20 languages, including English, French, German, Russian, Spanish, Italian, Polish and Dutch. Select your language before downloading from the drop down menu.



Also compatible with Labelmark!

### Easily connect to your printer

Brady Workstation works seamlessly with a range of Brady desktop and portable printers. Brady's high-end label printers also offer bi-directional communication with Brady Workstation and will inform users if they have to switch label materials to print specific label designs. Printer compatibility is shown in Brady Workstation on an app by app basis.

**TRY IT TODAY! DISCOVER BRADY WORKSTATION AT [WWW.BRADYEUROPE.COM/WORKSTATION](http://WWW.BRADYEUROPE.COM/WORKSTATION) OR DOWNLOAD AT [WORKSTATION.BRADYID.COM](http://WORKSTATION.BRADYID.COM)**

# Printer specifications

PRINTER	
Description	BradyPrinter i7100 Industrial Label Printer
Includes	This i7100 printer comes in a cardboard box. It ships with a power cord, 2 empty ribbon cores, a USB cable, a product CD holding the driver, the user manual in languages, the configuration/settings manual in English, a printed user manual in English and a Brady Workstation Basic Suite or a Brady Workstation PWID Suite
Applications	General & Industrial Identification; Circuit Board & Component Identification; Wire & Cable Marking; Laboratory Identification
Print Speed (mm/sec)	up to 300
Internal Memory	256MB RAM, 50MB IFFS Flash, SD card, slot up to 512GB
Colour Capability	Monocolour
Language Support	Arabic (Egypt), Bulgarian, Croatian, Czech, Danish, Dutch, English, Finnish, French, German, Greek, Hungarian, Italian, Lithuanian, Macedonian, Norwegian (Bokmål), Persian (Farsi), Polish, Portuguese, Romanian, Russian, Serbian, Slovenian, Spanish, Swedish, Turkish
Weight (kg)	10
Size W x H x D (mm)	252 x 288 x 460
Operating Temperature	0°C - 40°C
Operating Humidity	10%-80% (non-condensing)
Storage Temperature	0° to 65°C
Storage Humidity	20%-80% (non-condensing)
Warranty	2 years

MEDIA	
Format	Media & Ribbon, supplied separately
Continuous vs Die-cut Labels	Continuous Tape & Die Cut Labels
Compatible Media	ZH-, TIL-, THT-, PSL-, PSHT-, PS-, LSZH-, HX-, 3PS-, TB-, XTHT-, BPTC-, BPT-, HSNX-, HCM-, BPTRDS-
Custom Labels	Yes
Max. Label Width (mm)	110
Min. Label Width (mm)	4
Max. Liner Width (mm)	114
Min. Liner Width (mm)	9
Max. Print Width (mm)	105.7
Recommended Usage per Day	7000

POWERSUPPLY	
Power Supply	AC Adaptor
Power Supply Voltage	110-240V

DISPLAY	
Display	Colour Touchscreen
Display Resolution	272 x 480 px
On Screen Indicators	Digital Clock, USB Slave Status, Data Reception, Ribbon Remaining, WLAN Field Intensity, USB Memory Stick inserted, Ethernet Status, Bluetooth Status, SD Memory Card inserted, Data Recording, Supply Remaining

FONTS/GRAPHICS/SYMBOLOLOGIES	
Built-in Fonts	Bitmap Default Font - 12x12 dots Bitmap Default Font - 16x16 dots Bitmap Default Font - 16x32 dots OCR-A Size I OCR-B Swiss 721 Swiss 721 Bold Monospace 821
Bar Code Capability	Yes
Bar Code Type	Linear barcodes: Code 39, Code 93, Code 39 Full ASCII, code 128 A, code 128 B, code 128 C, EAN 8, EAN13, EAN/UCC 128/GS1-128, EAN/UPC, FIM, HIBC, Interleaved 2/5, ident and lead code of Deutsche Post AG, Codabar, JAN8, JAN 13, MSI, Plessey, Postnet, RSS14, UPC A, UPC E, UPC E0 2D and stacked codes: Aztec, Codablock F, DataMatrix, PDF417, Micro PDF417, UPS MaxiCode, QR code, RSS 14 truncated, limited, stacked and stacked omnidirectional, EAN/GS1 DataMatrix, GS1 DataBar. All codes are flexible in height, modular width and ratio. Orientation 0°, 90°, 180°, 270°.

SOFTWARE & CONNECTIVITY	
Connectivity Options	USB, Serial, Ethernet, Optional: WLAN, I/O connection
Software Compatibility	Brady Workstation, LabelMark, Windows based driver for 3rd party software use, CodeSoft
Programming Language	abc Basic Compiler, Database Connector, Jscript, ZPL Emulator, SAP Integration

COMPLIANCE	
Approval/Compliance	CE, FCC class A, CB, CCC, UL



**BradyPrinter i7100**, Centre Aligned, Standard version **300 dpi** and **600 dpi** are ideal for printing on labels, tags and continuous media wound on rolls or fanfolded. The 600 dpi version is optimal for printing smaller fonts and bar codes. Media is torn off with included tear bar plate. Optional field installable auto cutters are available.

## Standard version 300 dpi printers

Order Reference	Art. No.	Description
i7100-300-EU	149046	BradyPrinter i7100 300 dpi - EU
i7100-300-UK	149067	BradyPrinter i7100 300 dpi - UK
i7100-300-US	197690	BradyPrinter i7100 300 dpi - US
i7100-300-EU-PWID	198607	BradyPrinter i7100 300 dpi - EU with Brady Workstation PWID Suite
i7100-300-UK-PWID	198611	BradyPrinter i7100 300 dpi - UK with Brady Workstation PWID Suite
i7100-300-US-PWID	198612	BradyPrinter i7100 300 dpi - US with Brady Workstation PWID Suite

## Standard version 600 dpi printers

Order Reference	Art. No.	Description
i7100-600-EU	149047	BradyPrinter i7100 600 dpi - EU
i7100-600-UK	149066	BradyPrinter i7100 600 dpi - UK
i7100-600-US	197692	BradyPrinter i7100 600 dpi - US
i7100-600-EU-PWID	198613	BradyPrinter i7100 600 dpi - EU with Brady Workstation PWID suite
i7100-600-UK-PWID	198617	BradyPrinter i7100 600 dpi - UK with Brady Workstation PWID Suite
i7100-600-US-PWID	198618	BradyPrinter i7100 600 dpi - US with Brady Workstation PWID Suite

**BradyPrinter i7100**, Centre Aligned, Peel version **300 dpi** and **600 dpi** - In addition to the capabilities of the standard model, printed labels can also be auto-peeled off the liner with the internal rewind of the empty liner using the included peel bar. Printed labels can also be internally rewound by adding an optional rewind guide plate.

## Peel version 300 dpi printers

Order Reference	Art. No.	Description
i7100-300-P-EU	149049	BradyPrinter i7100 300 dpi - EU with Peel function
i7100-300-P-UK	149068	BradyPrinter i7100 300 dpi - UK with Peel function
i7100-300-P-US	197689	BradyPrinter i7100 300 dpi - US with Peel function
i7100-300P-EU-PWID	198608	BradyPrinter i7100 300 dpi - EU with Peel function and Brady Workstation PWID Suite
i7100-300P-UK-PWID	198609	BradyPrinter i7100 300 dpi - UK with Peel function and Brady Workstation PWID Suite
i7100-300P-US-PWID	198610	BradyPrinter i7100 300 dpi - US with Peel function and Brady Workstation PWID Suite

## Peel version 600 dpi printers

Order Reference	Art. No.	Description
i7100-600-P-EU	149052	BradyPrinter i7100 600 dpi - EU with Peel function
i7100-600-P-UK	149065	BradyPrinter i7100 600 dpi - UK with Peel function
i7100-600-P-US	197691	BradyPrinter i7100 600 dpi - US with Peel function
i7100-600P-EU-PWID	198614	BradyPrinter i7100 600 dpi - EU with Peel function and Brady Workstation PWID Suite
i7100-600P-UK-PWID	198615	BradyPrinter i7100 600 dpi - UK with Peel function and Brady Workstation PWID Suite
i7100-600P-US-PWID	198616	BradyPrinter i7100 600 dpi - US with Peel function with Brady Workstation PWID Suite



The Basic Suite is included with every printer, all you need to do is download it. [Workstation.BradylD.com/Free](http://Workstation.BradylD.com/Free)




Quickly identify your products and wires with customised text or graphical labels, using serialised or imported data. [Workstation.BradylD.com/ProductandWire](http://Workstation.BradylD.com/ProductandWire)



*Peel & Present Accessory*

## The right accessory for every application




### Field changeable Platen Rollers

Easily remove and replace platen rollers with the on-board hex key tool (near the print head lever).

- Choose green synthetic rubber coating for greatest print accuracy and narrow width options that reduce print head wear if using narrow media.
- Choose black silicone rubber coating for less print head wear, but basic labeling materials only.

Always use a ribbon that is slightly wider than the media width to prevent media from touching the bare print head surface. Clean rollers often using IPA cleaning swabs (PCK-6) Replace rollers that show signs of abrasion or wear.




Order Reference	Art. No.	Colour	Description
i7100-PR-25mm	149048	Green	25mm Platen Roller with synthetic rubber coating
i7100-PR-50mm	149055	Green	50mm Platen Roller with synthetic rubber coating
i7100-PR-80mm	149054	Green	80mm Platen Roller with synthetic rubber coating
i7100-PRS-120mm	149044	Black	120mm Platen Roller with silicone rubber coating
i7100-PR-120mm	149043*	Green	120mm Platen Roller with synthetic rubber coating
i7100-RAR-120mm	149051**	Green	120mm Rewind Assist Roller with synthetic rubber coating

\*Default platen roller delivered with the printer.

\*\*For peel model printers only.

### High Performance Print Heads



The BradyPrinter i7100 features a high-performance, precision print head with glazing optimized for printing small graphics and fonts on rating plates, high-temperature polyimide materials and other high-performance, specialty materials. The print heads are automatically detected and calibrated by the CPU, and key data is stored right in the print head, including running performance, max. operating temperature and heating energy. The data can be read out on site.

### Cutting

Two cutters are available to perform complete cut-through of material, or perf-cut of material for later separation by hand, or both types of cut. Cutters install easily to the front of the printer, using the hex key tool to remove the front grey lower housing cover and then screwing the accessory onto the printer. Specialty materials vary in thickness and construction - always test your material to understand cut performance to your requirements.



#### Perforation cutter PCU400

Perforation cut or complete cut-through of continuous materials such as pressed tubes for manual separation later. Test for suitability to your application.

#### Auto Cutter CU400 with tray

Complete cut-through for paper labels, self-adhesive labels, some tag stocks and pressed sleeves. Test for suitability to your application. Tray holds approximately 50 labels of average thickness and max label height of 100mm.

Order Reference	Art. No.	Description
i7100-CUTTER+TRAY	149069	Cutter CU400 with Tray
i7100-PERF-CUTTER	149078	Perforation Cutter PCU400

## Label rewinding

### Rewind Guide Plate (For peel model printer only)

For internally rewinding printed labels (for materials up to 120 mm wide) without peeling. This plate directs printer labels at a safe angle back into printer for rewind. This plate installs with a single screw in place of standard peel plate which ships in peel model printer.

Order Reference	Art. No.	Description
i7100-RAR-120mm	149051	120mm Rewind Assist Roller with synthetic rubber coating
i7100-RG400-PLATE	149074	Rewind Guide Plate RG400



## Label dispensing (for use with peel configured printer model only)

Dispense your labels with the peel & present sensors. The standard peel model printer allows for auto-peel of the label with manual button press to advance to next label, and will internally rewind the empty liner. Installation of the Present Sensor adds additional capability of auto-advancing to the next label after peel.



### Present Sensor

When used with standard peel plate installed, this sensor detects when the peeled label is removed and automatically advances to the next label without manual button push on control panel. Installs using hex key tool with single screw in place of front lower left grey cover.

- Choose Present Sensor PS900 for small labels and special-shaped labels (movable sensor)
- Choose Present Sensor PS1000MP for general labels (fixed position)

### Tear Off Plate

Can be installed onto a peel model printer in place of the standard peel plate which ships standard with that printer, if the peel printer needs to be used for basic printing (not for peeling or internal rewinding). Also available as a spare tear bar plate for use on standard non-peel model printer.

### Extended peel-off plate

For peel of labels with strong adhesive or very thick liner that make removal more difficult. Label advance only by way of print-on-demand button on printer control panel (not for use with present sensor). This plate installs with a single screw in place of standard peel plate which ships installed in peel model printer.



### Applicators

For integration within production lines, the dispensing printer can be combined with multiple applicators, depending whether or not labels are applied to tamps, roll-on pads, cylindrical objects, etc. In case of pressure-sensitive products the label can be blown on. Contact us for more information.

Order Reference	Art. No.	Description
i7100-PS1000MP	149072	Present Sensor PS1000MP
i7100-PS900	149075	Present Sensor PS900
i7100-PPLTEXT-410	149135	i7100 Extended Peel off plate DP410
i7100-TEAR-OFF	149207	i7100 Tear off Plate

## Interfacing & connectivity

To meet your unique workflow and data flow needs, the BradyPrinter i7100 connects any way you need it to. It offers plenty of ports and an optional I/O connection to integrate with your system and setup.

### I/O Interface

Allows printer to be controlled by remote device such as a sensor, foot pedal or PLC. Use in conjunction with I/O Interface Connector. Installable into back of printer via Brady Technical Support service.

### Label selection – I/O box

From a master controller (such as a PLC) up to 32 different labels can be selected from the memory card. The I/O box allows printer to detect simple PLC control processes with 4 in- and outputs via abc programming. Printer must have I/O interface and I/O connector installed.

### I/O Interface connector, SUB-D 25 pin

A 25-pin connector with screw clamps that transfers all control signals to the I/o interface. Use in conjunction with I/O interface. Installable to the I/O interface via Brady Technical Support service.

### USB WLAN stick

For installation in rear USB ports on printer.  
802.11b/g/n 2.4 GHz + 802.11a/n/ac 5 GHz

Order Reference	Art. No.	Description
i7100-IO-LABEL-BOX	149071	Label Selection I/O Box
i7100-IO-CONNECTOR	149073	I/O Interface Connector SUB-D 25pins
i7100-IO-INTERFACE	149077	I/O Interface
i7100-BT-USB-ADAPT	149080	Bluetooth USB Adapter
i7100-WLAN-EXANT	149131	i7100 USB Wlan Stick with External Antenna
i7100-SD-CARD-8GB	197823	i7100 SD Memory card 8GB

### More About the I/O Interface Connection

An I/O interface is used to allow a basic device, PLC, sensor, hand switch or foot pedal to trigger the printing. Compliant with IEC/EN 61131-2, type 1+3. All in- and out-puts have galvanic isolation and reverse polarity protection, and outputs have short circuit protection.

### Inputs PNP

Start printing and applying  
Print first label  
Reprint  
Delete print job  
Label dispensed  
Interrupt labelling  
Pause  
Reset

### Outputs PNP, NPN on request

Printer/applicator ready  
Print job available  
Applicator in basic position  
Paper feed ON  
Label in dispensing position  
Applicator in applying position  
Pre-warning end of ribbon  
Common error

## Cleaning & Maintenance Tools

Clean print heads and rollers often to minimise wear on the print head, and maximise both print sharpness and print head life. IPA printer cleaning swabs remove dust and adhesive build-up from sensors and other surfaces in the printer. A hex key tool is used to exchange rollers, install cutters, sensors and plates, and to adjust other printer components (1 key ships standard with printer).

### IPA Printer Cleaning Swabs

Lint-free synthetic cleaning swabs for cleaning printer rollers, guides and print heads. Pkg of 50 individually wrapped swabs

### Hex Key Tool

Used to change rollers and install accessories (1 key ships standard with printer)

Order Reference	Art. No.	Description
PCK-6	133251	Printer Cleaning Kit - Thermal Transfer Printers
i7100-HEX-KEY-TOOL	149208	i7100 Spare Hex Key Tool

## Other accessories

### Antistatic Brush

Particularly in case of plastic materials electrostatics is discharged after printing.

Order Reference	Art. No.	Description
i7100-ANTI-S-BRUSH	149070	Antistatic Brush

### Roll Adapter 100

Use with label rolls with 100 mm core diameter and/or rolls with outside diameters over 180mm.

Order Reference	Art. No.	Description
i7100-ADAPTER-100	149132	i7100 Adapter for 100mm Core



## What if you want more extensive support ?

When it comes to minimising downtime, understanding your printer and keeping your printer in top working condition, Brady Technical Support is here to help. Our standard services are available on any printer to guide you through setup, troubleshoot any questions and keep your firmware up-to-date.

If the unexpected does happen and your printer needs to come in for repair, our team of expert Repair Technicians are here to make sure your printer gets back in top working condition as quickly as possible, because our priority is to get you back to work.

Brady offers Assist Base, Assist Field and Assist Custom service contracts which include priority assistance for 1, 3 or 5 years to guarantee continued support and the ultimate printer reliability, even in demanding working environments. These agreements also include many great extras versus our free, standard 2 year warranty, such as: spare parts, a solution within 2 business days, free annual preventive maintenance, repair transportation costs, priority access to the technical service team or even a specialist at your premises.

Get all of these extra assurances for less than the cost of one flat fee repair!

## Our training and setup service

- **Brady Setup Base :** Stress free installation of your Brady printer and software by screensharing. We help you produce your first labels.
- **Brady Setup Field :** Stress free installation of your Brady printer and software by a Brady specialist at your premises. We help you produce your first labels.
- **Brady Training Half/Whole day :** Hands-on training by a Brady specialist at your premises.



**Please contact us for additional information!**

**Flash this QR Code to access to all the details about the Brady warranty.**



# Brady Corporation

Our mission is to identify and protect people, products and places



## COMPANY OVERVIEW

BRADY was founded in 1914 in Eau Claire, Wisconsin, as W.H. BRADY Co., and renamed BRADY Corporation in 1998. The company began selling products internationally in 1947. In 1984, BRADY went public, with stock trading on the Nasdaq Stock Market, and in 1999, moved trading of its stock to the New York Stock Exchange, where it trades under the symbol BRC. The company's global headquarters is in Milwaukee, Wisconsin.

## BRADY MANUFACTURES AND MARKETS:

- products for identification and safety applications such as signs and markers, printing systems and software to produce identification products on-site and on demand
- products for wire identification, including labelling materials and tools for wire and cable marking in the electrical, datacom and telecommunication markets
- high-performance identification products, including labels and signs that remain legible and highly adhesive even in harsh environments
- products that identify people and enhance security by ensuring the right persons are in the right places at the right time

## OPERATIONS – SOME FACTS:

- 6500 employees around the world
- Operations in 29 countries
- Distribution in more than 100 countries through more than 4,400 distributor partners



### Africa

Randburg, South Africa  
Tel.: +27 11 704 3295  
Email: africa@bradycorp.com

### Benelux

Zeile, Belgium  
Tel.: +32 (0) 52 45 78 11  
Email: benelux@bradycorp.com

### Central & Eastern Europe

Bratislava, Slovakia  
Tel.: +421 2 3300 4800  
Email: central\_europe@bradycorp.com

### Denmark

Odense  
Tel.: +45 66 14 44 00  
Email: denmark@bradycorp.com

### France

Roncq  
Tel.: +33 (0) 3 20 76 94 48  
Email: france@bradycorp.com

### Germany, Austria & Switzerland

Egelsbach, Germany  
Tel.: +49 (0) 6103 7598 660  
Email: germany@bradycorp.com

### Hungary

Budaörs  
Tel.: +36 23 500 275  
Email: central\_europe@bradycorp.com

### Italy

Gorgonzola  
Tel.: +39 02 26 00 00 22  
Email: italy@bradycorp.com

### Middle East FZE

Dubai, UAE  
Tel.: +971 4881 2524  
Email: me@bradycorp.com

### Norway

Kjeller  
Tel.: +47 70 13 40 00  
Email: norway@bradycorp.com

### Romania

Bucharest  
Tel.: +40 21 202 3032  
Email: central\_europe@bradycorp.com

### Russia

Moscow  
Tel.: +7 495 269 47 87  
Email: central\_europe@bradycorp.com

### Spain & Portugal

Madrid, Spain  
Tel.: +34 900 902 993  
Email: spain@bradycorp.com,  
portugal@bradycorp.com

### Sweden, Finland, Baltic states

Kista, Sweden  
Tel.: +46 (0) 8 590 057 30  
Email: sweden@bradyeurope.com

### Turkey

Istanbul  
Tel.: +90 212 264 02 20 / 264 02 21  
Email: turkey@bradycorp.com

### UK & Ireland

Banbury, UK  
Tel.: +44 (0) 1295 228 288  
Email: uk@bradycorp.com



To help minimise our impact on the environment,  
Brady limits its number of reprints.  
Updated versions are always available for download  
on [www.bradyeurope.com](http://www.bradyeurope.com).

Search for: EUR-M-918-EN

Your distributor